


**CALRAD**  
ELECTRONICS


819 N. Highland Ave.  
Los Angeles, CA 90038

Tel (323) 465-2131, Fax (323) 465-3504  
Visit us on the web at [www.calrad.com](http://www.calrad.com)

**Part No. 40-1073**  
**Active Decora Wallplate Balun,**  
**HDMI over 2 Cat5e/Cat6 Cables**



RJ45 Jacks

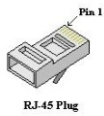
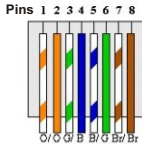


Rear View



Optional  
Dc Power Supply

**568B** Wire Start to Finish 568B



RJ-45 Plug

Connector Wiring Diagram

**Transmitter**

RJ45 Jack (Jack A)

RJ45 Jack (Jack B)

Two Cat5e or  
Cat6 cables

**Please note !** Some distances may vary and are dependent on manufactures individual HDMI specifications. All products should be **fully tested** prior to committing to a UTP Cat5e, Cat6 solution and sealing long runs of cables inside walls, possibly compromising your installation.

**Cable Distance (CAT5e)**  
1080P, 100 ft., CAT6 Cable 125 ft.  
1080I, 200 ft.  
720P, 200 ft.  
480P, 300 ft.

RJ45 Jack (Jack B)

RJ45 Jack (Jack A)

**Receiver**

HDMI-Input



HDMI-Output



Satellite, STB,  
Media PC, Bluray



Plasma, LCD Monitor,  
DLP Projector



**Specifications:**

HDTV Resolutions: 480P, 720P, 1080I, 1080P (Max 4.95Gbps, HDMI 1.3)  
Input TMDS Signal: 5Vpp, Input DDC 5Vpp  
HDMI In/Out Connectors: 19 pin Female Jacks, 2 x RJ45 Shielded Jacks each unit.  
DC Power Supply: 5V, 1A, Switchmode Regulated, 110-220Vac (Optional, only required when there is no power from the receiver side HDMI connector)  
Housing: Plastic, White Color  
Weight: 300g ea.  
Dimensions: Transmitter / Receiver: L-2.91" x W-1.59" x D-1.25"